













Men's 4 Way International, Sat 3rd April 2010, Ipswich

Final Individual Positions

No	1stName	Surname	Team													TOTAL	POS
				D	Score	D	Score	D	Score	D	Score	D	Score	D	Score		
20	Sam	OLDHAM	GBR	5.0	13.850	4.6	13.800	5.0	14.100	6.2	15.400	5.0	13.900	5.0	14.100	85.150	1
19	Reiss	BECKFORD	GBR	5.3	14.650	4.4	13.650	5.1	14.250	6.2	15.650	4.7	12.850	5.1	13.850	84.900	2
22	Cameron	MACKENZIE	GBR	4.9	14.100	4.5	13.800	4.7	13.650	6.2	15.650	4.7	13.800	4.3	13.350	84.350	3
8	Oliver	HEGI	SUI	4.9	13.900	4.6	12.400	4.6	13.650	5.8	15.350	5.1	14.450	4.9	14.150	83.900	4
21	Max	WHITLOCK	GBR	5.2	14.400	5.8	14.800	4.7	14.050	5.8	14.100	5.0	13.900	5.0	12.550	83.800	5
7	Michael	MEIER	SUI	5.0	13.900	4.6	13.300	4.8	13.800	6.2	15.550	4.7	13.600	4.4	13.600	83.750	6
12	Pablo	BRAGGER	SUI	4.9	14.000	3.8	12.750	4.7	13.550	5.8	15.300	4.8	14.050	4.9	13.950	83.600	7
13	Jim	ZONA	FRA	5.2	14.350	3.5	11.150	4.9	13.900	5.8	14.800	5.1	14.100	5.3	13.950	82.250	8
5	Ivan	RITTSCHIK	GER	5.0	13.850	5.5	14.200	4.0	12.200	5.8	15.100	5.0	13.450	4.8	13.300	82.100	9
15	Brandon	PROST	FRA	4.7	13.950	5.0	12.800	4.8	13.800	5.8	15.100	4.5	13.150	4.9	13.100	81.900	10
4	Christian	KEIL	GER	4.7	13.000	3.9	12.300	4.7	13.450	5.8	15.400	4.6	13.850	4.7	13.250	81.250	11
2	Philipp	HERDER	GER	5.2	14.250	4.1	12.450	4.2	12.400	5.4	14.700	5.1	13.850	4.7	13.350	81.000	12
14	Mathieu	VANACKER	FRA	4.9	14.150	3.5	11.150	4.6	12.950	6.2	15.550	5.0	13.500	4.8	13.400	80.700	13
6	Daniel	WEINERT	GER	4.4	13.200	4.8	13.450	4.0	12.300	5.4	14.600	4.4	13.700	4.2	13.100	80.350	14 =
18	Mathias	PHILIPPE	FRA	4.8	12.850	4.1	12.300	4.6	13.850	5.4	14.900	4.4	13.350	4.0	13.100	80.350	14 =
23	Max	BENNETT	GBR	4.9	13.600	4.5	13.050	3.7	11.800	5.4	14.800	4.6	13.100	5.1	13.650	80.000	16
1	Sebastian	BOCK	GER	4.5	13.200	3.5	12.100	3.8	12.600	4.0	13.000	4.4	13.300	3.7	11.500	75.700	17
9	Marco	RIZZO	SUI	5.2	14.250	4.8	13.550	4.7	13.850	6.2	15.150			4.4	12.550	69.350	18
11	Eddy	YUSOF	SUI	4.9	13.750	4.6	13.300					4.7	13.750	4.4	13.350	54.150	19
24	Frank	BAINES	GBR			4.8	12.950			5.4	13.600	4.7	13.100	4.3	13.200	52.850	20
10	Christopher	TOMCIK	SUI					4.5	13.700	5.8	15.100	5.0	13.400			42.200	21
16	Stephen	MICHOLET	FRA	4.0	12.950			5.3	14.500	5.4	13.300					40.750	22
17	Joris	KONDJIA	FRA			4.9	13.800					4.6	13.550	3.5	12.450	39.800	23

Final Team Scores

POS	Team							TOTAL
1	GBR	57.000	56.050	56.050	61.500	54.700	54.800	340.100
2	SUI	56.050	52.900	55.000	61.350	55.850	55.050	336.200
3	FRA	55.400	50.050	56.050	60.350	54.500	53.550	329.900
4	GER	54.500	52.400	50.750	59.800	54.850	53.000	325.300